

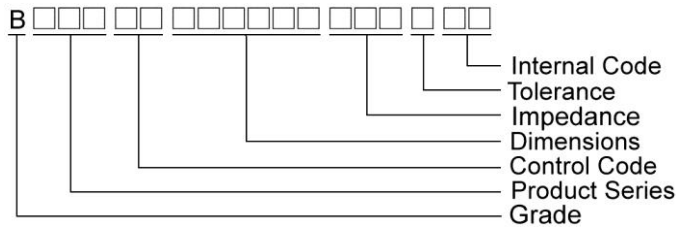
Multilayer Ferrite Chip Beads



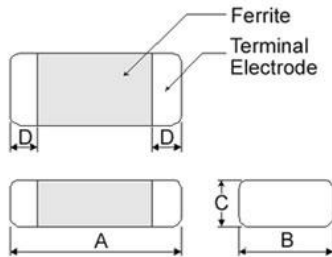
Maglayers offers a wide range of multi-layered ferrite chip beads with various sizes, frequency characteristics, and impedance values for EMI solutions.

These ferrite formulas are used to compose seven types of EMI suppression chip beads: BBSY, BBBK, BBSJ, BBGK, BBPY, BBUP, BBNQ, BBFY, BBFJ and BBHV series.

Product Identification



Shape and Dimensions



Dimensions in mm

TYPE	A	B	C	D
①060303	0.6±0.03	0.30±0.03	0.3±0.03	0.15±0.05
②100505	1.0±0.10	0.50±0.10	0.5±0.10	0.25±0.10
③160805	1.6±0.15	0.80±0.15	0.5±0.15	0.3±0.2
④160808	1.6±0.15	0.80±0.15	0.8±0.15	0.3±0.2
⑤201209	2.0±0.20	1.25±0.20	0.9±0.20	0.5±0.3
⑥321611	3.2±0.20	1.60±0.20	1.1±0.20	0.5±0.3
⑦453215	4.5±0.25	3.20±0.20	1.5±0.20	0.5±0.3

① : BBSY / BBSJ / BBNQ / BBPY

② : BBSY / BBSJ / BBNQ / BBPY / BBUP / BBFY / BBFJ

③ : BBUP ④ : BBBK / BBSJ / BBGK / BBPY / BBNQ / BBUP / BBHV

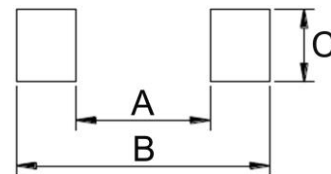
⑤ : BBBK / BBGK / BBPY / BBUP ⑥ : BBSY / BBBK / BBPY / BBUP

⑦ : BBPY / BBUP

Dimension Conversion

Code	Dimension in mm (AxBxC)	EIA
060303	0.6X0.3X0.3	0201
100505	1.0X0.5X0.5	0402
160805	1.6x0.8x0.5	0603
160808	1.6x0.8x0.8	0603
201209	2.0x1.2x0.9	0805
321611	3.2x1.6x1.1	1206
453215	4.5x3.2x1.5	1812

Recommended Pattern



Dimensions in mm

TYPE	A	B	C
①060303	0.2 ~ 0.3	0.75 ~ 1.05	0.3
②100505	0.4	1.2 ~ 1.4	0.5
③160805	0.7 ~ 0.8	1.8 ~ 2.0	0.6 ~ 0.8
④160808	0.7 ~ 0.8	1.8 ~ 2.0	0.6 ~ 0.8
⑤201209	1.0 ~ 1.2	2.6 ~ 4.0	1.0 ~ 1.4
⑥321611	2.0 ~ 2.4	4.2 ~ 5.2	1.3 ~ 1.9
⑦453215	3.0	5.5 ~ 6.5	2.4

* Don't apply narrower pattern than listed above to BBPY and BBUP
Narrow pattern might cause excessive heat or open circuit.

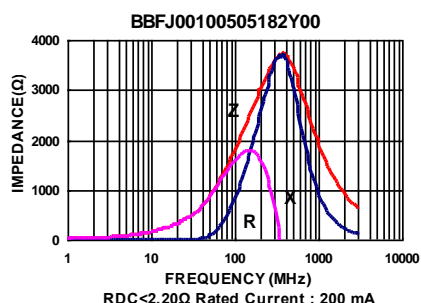
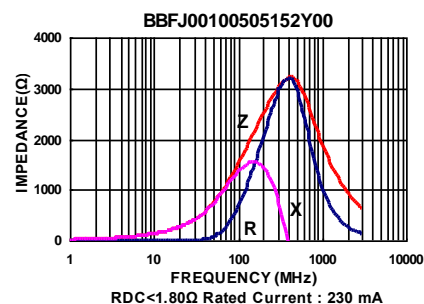
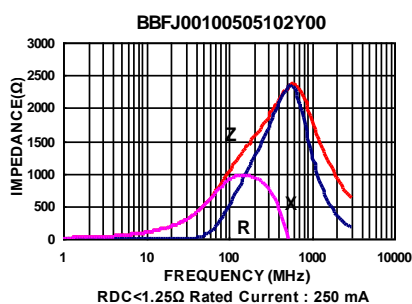
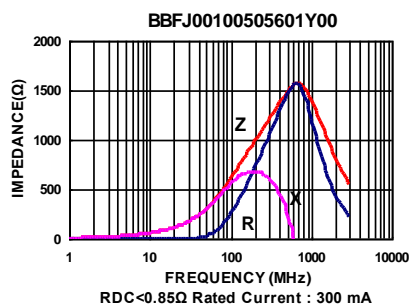
Electrical Characteristics

Part Number	Impedance ($\Omega \pm 25\%$)	Test Frequency (MHz)	Impedance ($\Omega \pm 40\%$)	Test Frequency (MHz)	RDC (Ω) Max	Rated current (mA) Max
BBFJ00100505601Y00	600	100	1400	1000	0.85	300
BBFJ00100505102Y00	1000	100	2000	1000	1.25	250
BBFJ00100505152Y00	1500	100	2400	1000	1.80	230
BBFJ00100505182Y00	1800	100	2700	1000	2.20	200

Note: When ordering, please specify tolerance code. Tolerance : $Y = \pm 25\%$

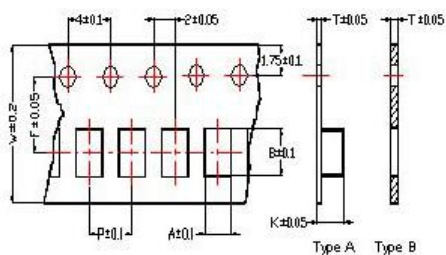
- Operating temperature range - $55^{\circ}\text{C} \sim 125^{\circ}\text{C}$ (Including self - temperature rise)
- Rate Current : Applied the current to coils, the temperature rise shall not be more than 30°C
- Measure Equipment :
Z : HP4291A
RDC : HP4338B or CHEN HWA 502

Test Instruments : Agilent E4991A Impedance / Material Analyzer



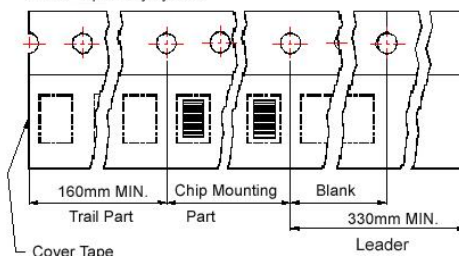
Packaging Specifications

Tape Dimensions

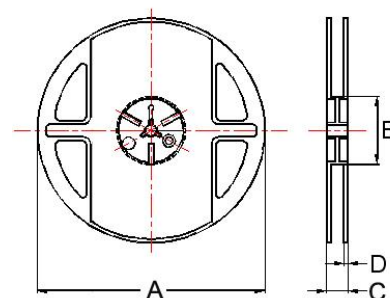


Tape Material

Carrier Tape: Polycarbonate (Tape A)
Carrier Tape: Paper (Tape B)
Cover Tape: Polystyrene



Reel Dimensions



- ① : BBSY/BBSJ/BBNQ/BBPY ③ : BBUP
② : BBSY/BBSJ/BBNQ/BBPY/BBUP/BBFY/BBFJ
④ : BBBK/BBSJ/BBGK/BBPY/BBNQ/BBUP/BBHV
⑤ : BBBK/BBGK/BBPY/BBUP
⑥ : BBSY/BBBK/BBPY/BBUP
⑦ : BBPY/BBUP

Dimensions in mm

TYPE	Tape Dimensions								Reel Dimensions				Quantity PCS / REEL
	A	B	T	W	P	F	K	Tape	A	B	C	D	
①060303	0.37	0.67	0.42	8.0	2.0	3.5	-	B	178	60	10	2	15000
②100505	0.62	1.12	0.60	8.0	2.0	3.5	-	B	178	60	12	2	10000
③160805	1.05	1.85	0.60	8.0	2.0	3.5	-	B	178	60	12	2	10000
④160808	1.05	1.85	0.95	8.0	4.0	3.5	-	B	178	60	12	2	4000
⑤201209	1.50	2.30	0.97	8.0	4.0	3.5	-	B	178	60	12	2	4000
⑥321611	1.88	3.50	0.22	8.0	4.0	3.5	1.27	A	178	60	12	2	3000
⑦453215	3.66	4.95	0.24	12	8.0	5.5	1.85	A	178	60	14	2	1000